

Surge-Trap[®] Signal - STS 485

SURGE PROTECTION FOR SIGNAL LINES

MEASUREMENT AND CONTROL RS485



STS 485 is the series of surge protection devices for equipment connected to RS485 networks. The ranges offer a number of formats, voltages and numbers of protected lines and are designed especially for a variety of applications. These are protectors for a final step of very fine protection to be installed as close as possible to particularly sensitive equipment connected to these communications lines. Meets the IEC 61643-21 standard.

TECHNICAL DATA OVERVIEW

Class	Type C1,C2,C3 / Type D1
U_n	5-48 V
U_c	7 V 56 V
I_{max}	10 kA
I_n (8/20)	5 A
Body Material	PC+FG; V-0
System type	Screw terminal
IL	0.1 ... 0.45 A
IP Code	20
Response Time	1 ns
Bandwidth (fg)	1 MHz 60 MHz
End of life mode	Line interruption
Protected Wires	1 Pair - 2 Pairs

FEATURES & BENEFITS

- Maximum discharge current (8/20 μ s): 10kA
- Nominal discharge current (8/20 μ s): 5kA
- Rated current load (IL): 100 mA
- U_n : 6V, 12V, 24V, 48V
- Bandwidth (100 Ω): 1-5MHz
- For DIN rail mounting
- Protection for RS485 signal lines
- Visual (LED) end of life indicator for WI model
- 2 protected wires

APPLICATIONS

- Industry and automation
- Commercial and residential installations
- Telecom & IT & Data Centers
- Photovoltaic & wind
- Smart grid & LV Metering

STANDARDS

- EN 61643-21
- UL 497B



Surge-Trap[®] Signal - STS 485

PRODUCT RANGE



STS485-7V-2W

2W

Catalog number	Item number	U _n	U _c	I _{max} (8/20)	I _n (8/20)	U _p at I _n	IL	Bandwidth (fg)	Protected Wires	Connection type
STS485-7V-2W	83040111	6 V	7 V	10 kA	5 kA	≤ 10 V (L/L)	0.1 A	1 MHz	1 Pair	Terminal
STS485-16V-2W	83040112	12 V	16 V	10 kA	5 kA	≤ 20 V (L/L)	0.1 A	1.2 MHz	1 Pair	Terminal
STS485-27V-2W	83040113	24 V	27 V	10 kA	5 kA	≤ 40 V (L/L)	0.1 A	4 MHz	1 Pair	Terminal
STS485-56V-2W	83040114	48 V	56 V	10 kA	5 kA	≤ 70 V (L/L)	0.1 A	5 MHz	1 Pair	Terminal



STS485-5V-4WG

WG

Catalog number	Item number	U _n	U _c	I _{max} (8/20)	I _n (8/20)	U _p at I _n	IL	Bandwidth (fg)	Protected Wires	Connection type
STS485-5V-4WG	83040120	5 V	5.2 V	10 kA	10 kA	≤ 30 V	0.45 A	60 MHz	2 Pairs + GND	Terminal



STS485-5K15V-3WI

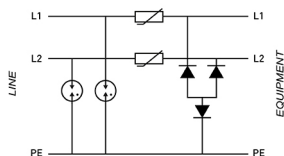
3WI

Catalog number	Item number	U _n	U _c	I _{max} (8/20)	I _n (8/20)	U _p at I _n	IL	Bandwidth (fg)	Protected Wires	Connection type
STS485-5K15V-3WI	83040100	12 V	15 V	10 kA	5 kA	≤ 45 V (L/L) ≤ 400 V (L-PE)	0.25 A	10 MHz	1 Pair + GND	Terminal

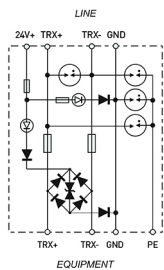
Surge-Trap[®] Signal - STS 485

ELECTRICAL DIAGRAMS

STS485 2W

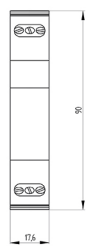


STS485 3WI

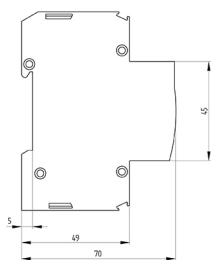


DIMENSIONS

STS-485 2W



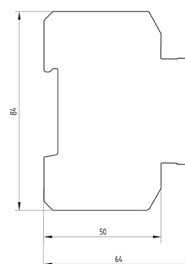
Front view



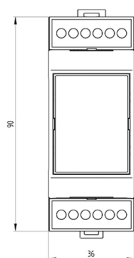
STS-485 3WI



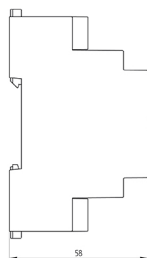
Front view



STS-485 WG



Front view



MERSEN reserves the right to change, update or correct, without notice, any information contained in this datasheet.